



Unit 1

- | | | | |
|------------|------------------|-------------|-----------------|
| 1.1 | same – different | 1.8 | big – small |
| 1.2 | Circles | 1.9 | Numbers 1 and 2 |
| 1.3 | more – less | 1.10 | Numbers 1 and 2 |
| 1.4 | Number 1 | 1.11 | Squares |
| 1.5 | Matching | 1.12 | one more |
| 1.6 | Number 2 | 1.13 | Characteristics |
| 1.7 | Numbers 1 and 2 | | |

© Richmond Publishing
This free sample content
is for teacher review only
and may not be copied or sold.

same - different

1.1



- Look at the butterflies. Are they all the same or different?
They're different.
- Circle the butterflies that are the same.
- Cross out the ones that are different.

New words circle (v.),
cross out (v.), same,
different, butterfly, wing



- Look at the big circle. Trace it with your finger.
- Now color it with a crayon.
- Then trace the circles below and color them.

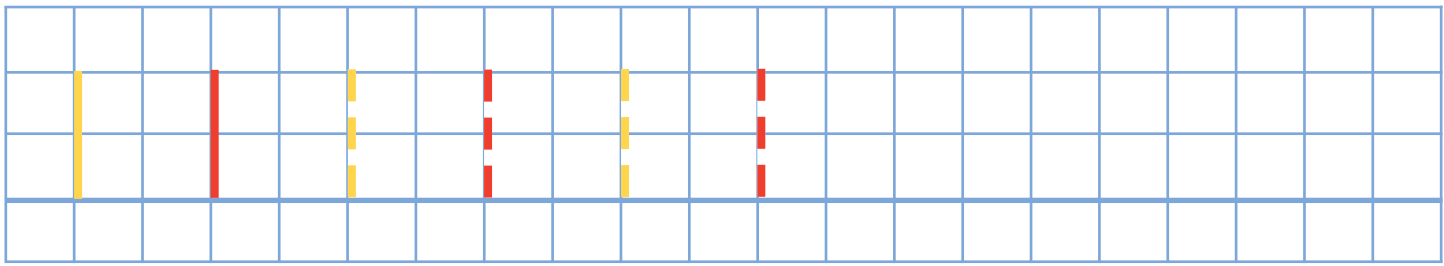
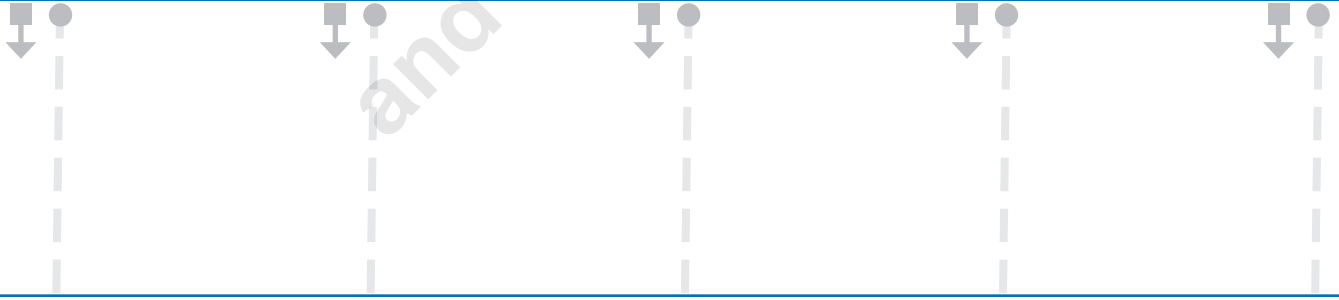
New words color (v.),
trace (v.), crayon,
bird, circle



- Look at the first row. Which jar has more candy? Which jar has less candy? Cross out the jar with more candy. Do the same for the next row.
- Count the candy in the jar with the blue lid. Draw more candy in the jar with the red lid. ○ Then color the other lids: red-more, blue-less

New words draw (v.), more, less, candy, jar, lid, red

Number 1




- Look at the ball. *How many balls? One.* Color the ball.
- Point to the number one. Color it with a crayon.
- Trace the number one below.
- Then finish the color sequence at the bottom.

New words sequence, one, ball, dog, yellow

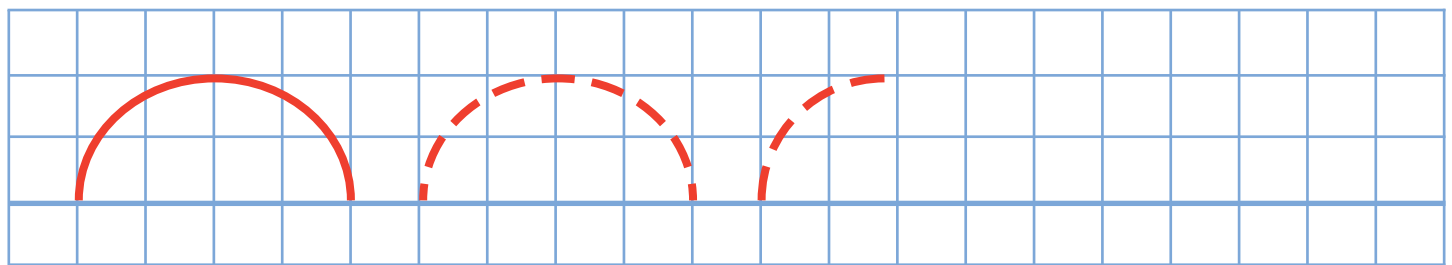

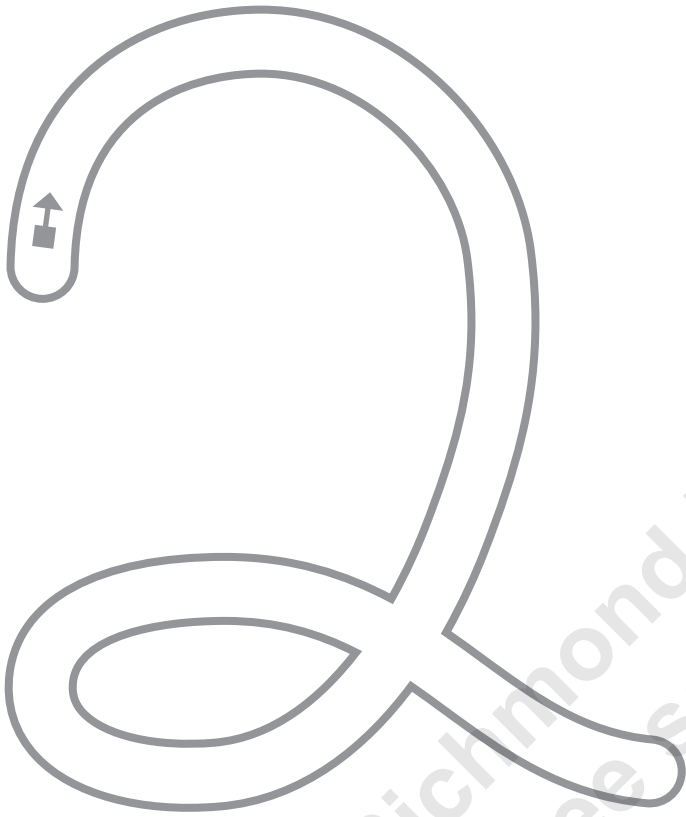
Matching

1.5



- Point to the shapes that match.
- Draw lines to match the shapes.
- Then color the matching shapes the same color.

New words match (v.),
shape, egg, chick,
blue, green

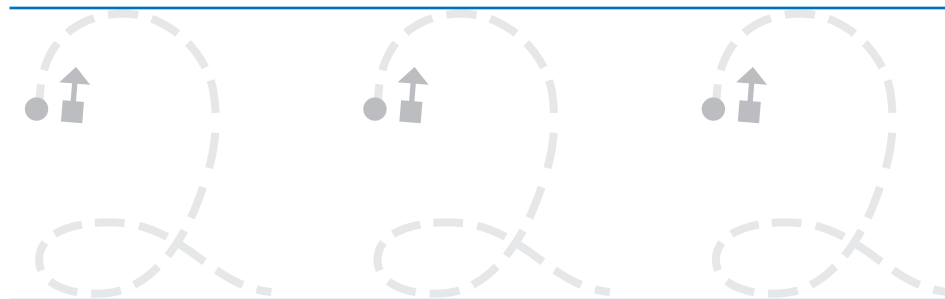
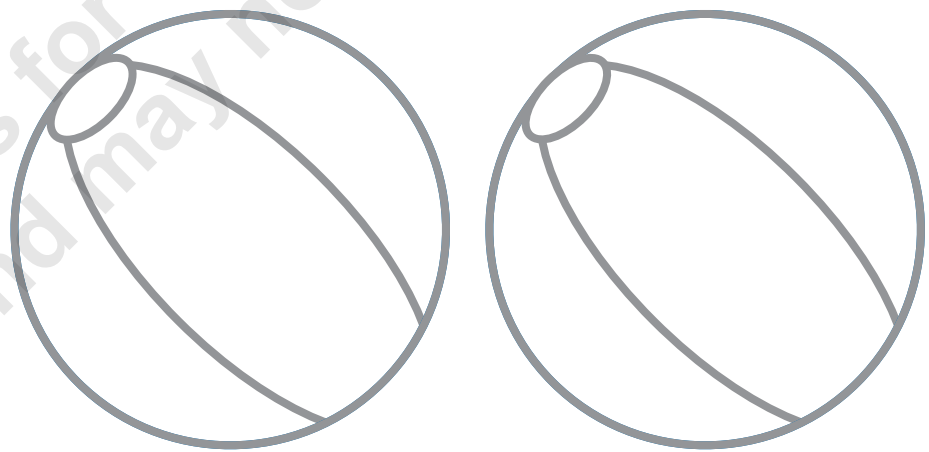
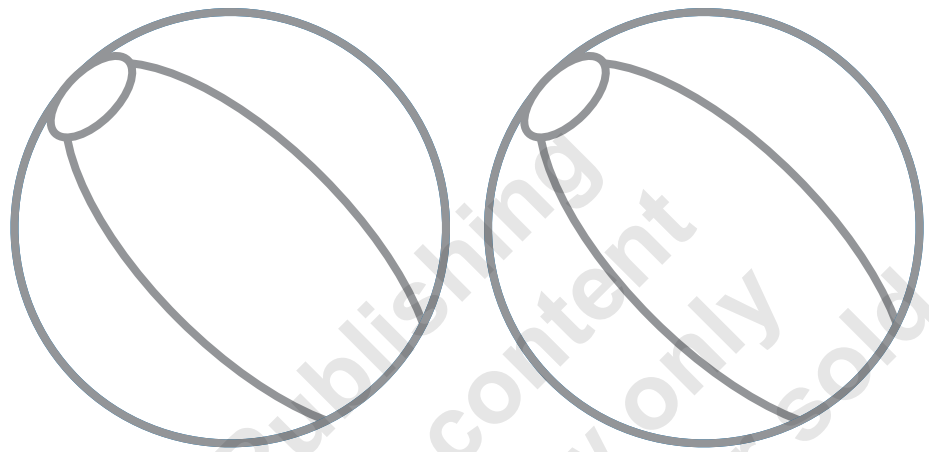


- Look at the presents. *How many boxes? One, two.*
- Point to the number two. Color it with a crayon.
- Trace the number two below.
- Then finish the sequence at the bottom.

New words two,
box, cat

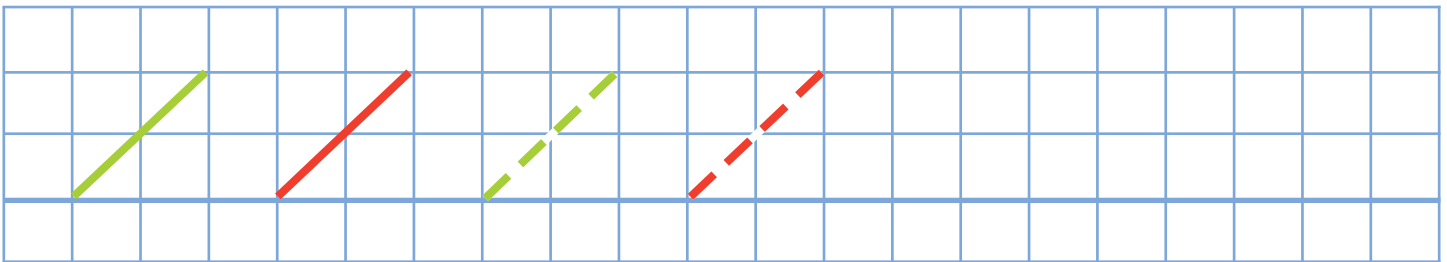

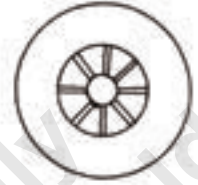
Numbers 1 and 2

1.7



- Point to the bird. Look at the number one. Color one ball.
- Then trace the number one.
- Point to the raccoon. Look at the number two. Color two balls.
- Then trace the number two.

New words raccoon





- Point to the big bike. Point to the big wheel. Color the big wheel.
- Match the big bike to the big wheel. ○ Repeat for the small bike.
- Then finish the sequence at the bottom.

New words big,
small, bike, wheel

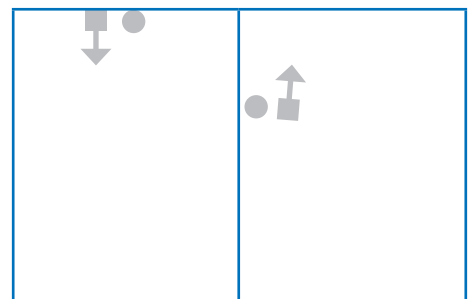
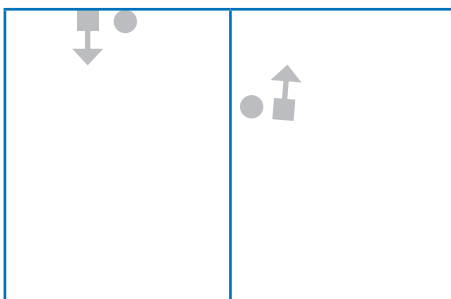
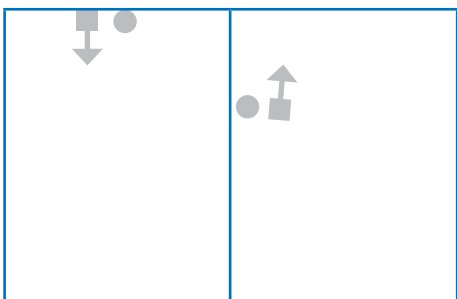
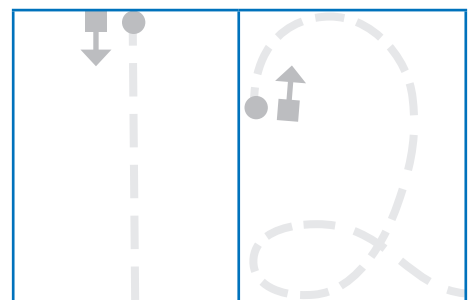
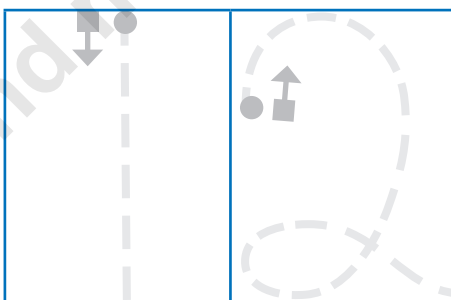
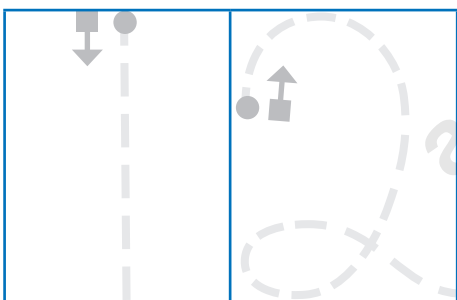




Numbers 1 and 2

1.9



- Point to the first square. How many houses? **One, two**. Do the same for the other squares. ○ Color the squares with one picture (house/car) blue. Color the squares with two pictures yellow.
- Then trace and write the numbers at the bottom.

New words picture, house, car



○ Look at the umbrellas. How many umbrellas? *Two*.
Write the number two.





○ Do the same for the other pictures.

○ Then trace and write the numbers one and two below.

New words umbrella, sweater,
coat, pants, hat, shirt

Squares

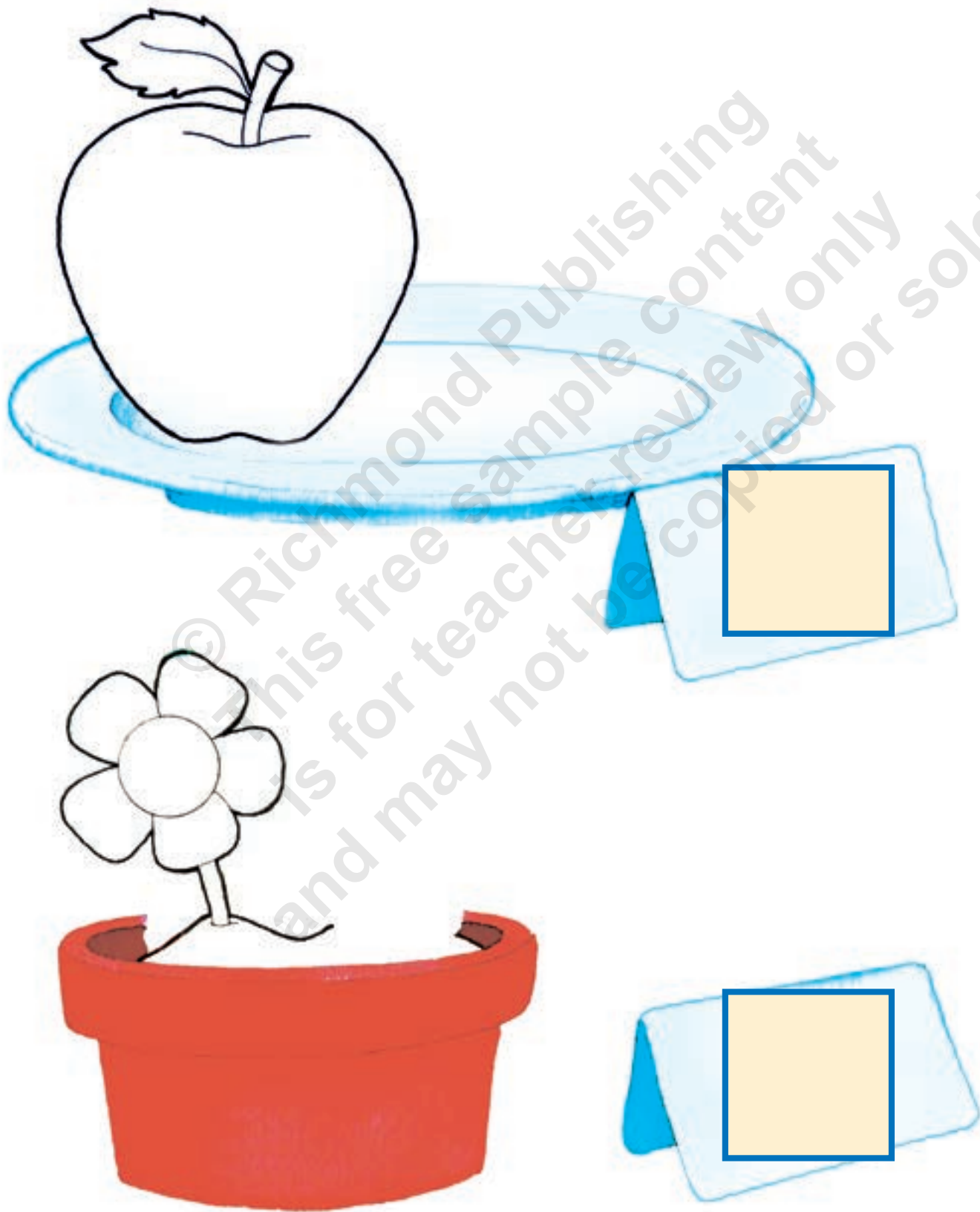
1.11



© Richmond Publishing
This free sample content
is for teacher review only
and may not be copied or sold.

- Look at the big square at the top. Trace it with your finger. Now color it.
- Then trace the squares below and color them.

New words square, robot

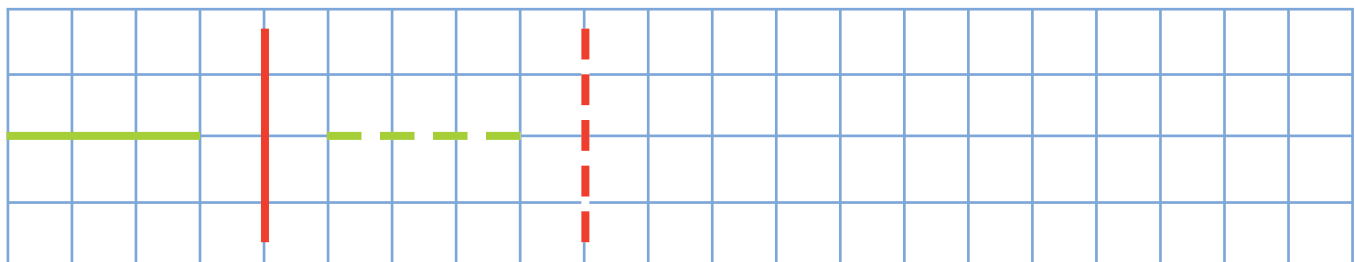
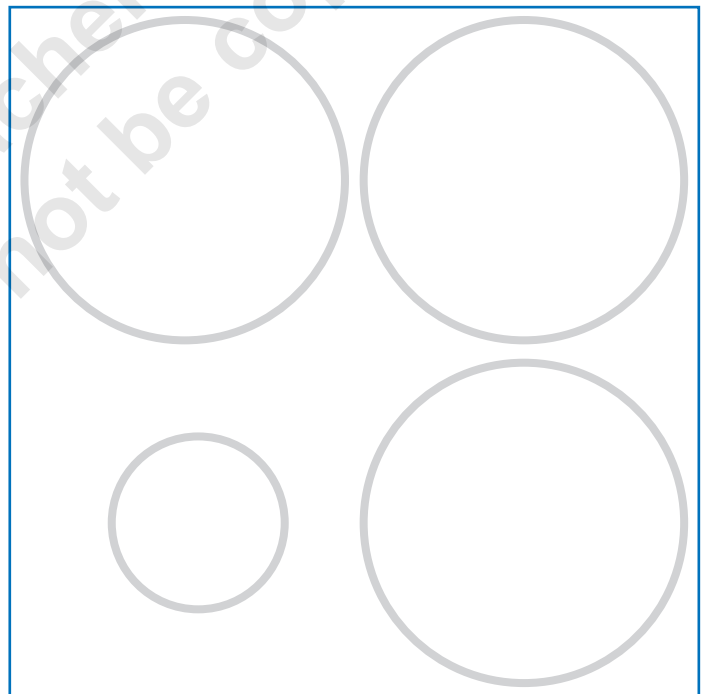




- Look at the apple. Draw one more apple. *How many apples now? Two.* Write the number two. ○ Look at the flower. Draw one more flower. *How many flowers now? Two.* Write the number two. ○ Then color the apples and flowers.

New words apple, plate, flower, flowerpot

Characteristics

1.13



- Look at the first group of pictures. Which pictures are the same? **The red triangles.** Which picture is different? **The blue square.** Cross out the square.
- Do the same for the other pictures.
- Then finish the color sequence at the bottom.

New words triangle, orange